



**48th Annual Survey  
2016-17 Academic Year**

**Survey Instrument**

# Part 1

## Contact Information

Agency Name

Primary Contact Name

Primary Contact E-mail

Secondary Contact Name

Secondary Contact E-mail

Address

City

State

Zip

Phone

Fax

Agency Website Address

## General Questions

Yes No N/A

- Does your agency review or approve budgets of public institutions?
- Is it involved in setting tuition in public institutions?
- Does it approve programs offered by public institutions?
- Does it approve programs offered by private institutions?
- Does your agency certify or license postsecondary institutions?
- Is it responsible for the administration of a college savings plan?
- Does it administer a state prepaid tuition plan?
- Does your agency administer a pre-college/early intervention outreach program?

Centralized Decentralized

In general (perhaps with regard only to your primary need-based grant program), would you consider your state to be centralized or decentralized for purposes of awarding student financial aid?

## Federal Programs

Which other federal programs does the agency administer? (Please check all that apply)

<input type="checkbox"/>	Chafee Educational and Training Vouchers (ETV)	\$	<input type="text"/>
<input type="checkbox"/>	Chafee Foster Care Independence Program (CFCIP)	\$	<input type="text"/>
<input type="checkbox"/>	College Access Challenge Grant (CACG)	\$	<input type="text"/>
<input type="checkbox"/>	DC TAG	\$	<input type="text"/>
<input type="checkbox"/>	John R Justice Loan Repayment	\$	<input type="text"/>
<input type="checkbox"/>	Health Professional Loan Repayment	\$	<input type="text"/>
<input type="checkbox"/>	Other <input type="text"/>	\$	<input type="text"/>
	<b>Total</b>	\$	<input type="text"/>

## Private Programs

Does the agency administer any privately funded programs?

Yes  No

Please list them by type of program and amount awarded

	Program Name	Program Type	Amount awarded in 2016-2017
1.	<input type="text"/>	<input type="text"/>	\$ <input type="text"/>
2.	<input type="text"/>	<input type="text"/>	\$ <input type="text"/>
3.	<input type="text"/>	<input type="text"/>	\$ <input type="text"/>
4.	<input type="text"/>	<input type="text"/>	\$ <input type="text"/>
5.	<input type="text"/>	<input type="text"/>	\$ <input type="text"/>
6.	<input type="text"/>	<input type="text"/>	\$ <input type="text"/>
7.	<input type="text"/>	<input type="text"/>	\$ <input type="text"/>
8.	<input type="text"/>	<input type="text"/>	\$ <input type="text"/>
9.	<input type="text"/>	<input type="text"/>	\$ <input type="text"/>
10.	<input type="text"/>	<input type="text"/>	\$ <input type="text"/>
		<b>Total</b>	\$ <input type="text"/>

Boxes under Program Type allow choice of grant/scholarship, loan, or work-study.

## Agency Leadership

Is the agency's executive director appointed by: (Check all that apply)

- The governor
- The legislature
- A board or commission
- Other:

## Part 2 (Repeated for each program)

Program Name

Yes No N/A

- |   |                          |                          |                          |
|---|--------------------------|--------------------------|--------------------------|
| 1. Is this program new this year?                         | <input type="checkbox"/> | <input type="checkbox"/> | <input type="checkbox"/> |
| 2. Did you report information for this program last year? | <input type="checkbox"/> | <input type="checkbox"/> | <input type="checkbox"/> |
| 3. Is this program authorized, but not funded?            | <input type="checkbox"/> | <input type="checkbox"/> | <input type="checkbox"/> |
| 4. Has this program been discontinued? <sup>?</sup>       | <input type="checkbox"/> | <input type="checkbox"/> | <input type="checkbox"/> |

### 5. What type of award is made through this program?

- Grant or Scholarship
- Loan
- Work-Study
- Tuition waiver (funded or unfunded) <sup>?</sup>
- Loan assumption or forgiveness <sup>?</sup>
- Conditional grant or loan <sup>?</sup>
- Other

### 6. Administering Agency for this program

- Reporting Agency
- Co-Administered
- Other Agency

If Co-administered or administered by another agency, please provide the name of the other agency

Contact Person

**7. Who determines student eligibility requirements?**

- State
- Campus
- Other

**8. Who selects the recipients?**

- State
- Campus
- Other

**9. Are students EXCLUDED from eligibility for any of the following reasons?**

(Please add in other other reasons for exclusion and check all that apply)

- No exclusions
- Age
- No high school diploma or its equivalent
- Non-residents
- Students in short vocational programs (non Title IV eligible)
- Incarcerated students
- Other

**10. Which of the following students are eligible?** (Check all that apply)

- Students who are state residents attending institutions in your state
- Students who are residents of other states, who attend in your state
- Students who are state residents attending an institution in another state
- Students enrolled exclusively in distance education classes provided by institutions in the state
- Students who are state residents enrolled exclusively in distance education classes provided by institutions outside the state

**11. Are all eligible students funded?**

**12. Which of the following types of student may be eligible for an award under this program?** (Check all that apply)

- Undergraduate, full-time
- Undergraduate, at least half-time
- Undergraduate, less than half-time
- Graduate, full-time
- Graduate, at least half-time
- Graduate, less than half-time

**Standard for award** (Check all that apply)

**13. Need** (indicate which choice provides the closest description of how need is defined for this program)

- Expected Family Contribution*
- Need (cost-EFC)*
- Maximum income/income based*
- N/A*

**14. Merit** (Check all that apply)

- Test score*
- Performance* ?
- Class Rank*
- Grades*

Minimum grade

**15. Special purpose of award** (A purpose other than general student assistance. Check all that apply)

- Tuition Equalization ?
- Workforce development ?
- Retraining ?
- Post-service ?
- Parent or spouse service ?
- Disability ?
- Send students to other states for specialized programs not available in state
- Other

**Total Program Expenditures**

	2015-2016	2016-2017
<b>16. Total \$ disbursed</b>	<b>Previous year data will be displayed here</b>	<input type="text"/>
<b>17. Unduplicated headcount of recipients</b>		<input type="text"/>
<b>18. Maximum award ?</b>		<input type="text"/>
<b>19. Minimum award ?</b>		<input type="text"/>

**20. Program expenditures by source of funds**  
(Include matching funds. Check all that apply)

- General fund \$
- Lottery \$
- Special tax \$
- Student fees/tuition \$
- Matching Funds \$

Do not put Federal sources in the 'Other' boxes below unless the money is commingled and you are unable to separate it from state funds. Federally funded programs should go in Part 1.

- Other  \$
- Other  \$
- Total** \$

**21. Program expenditures and number of recipients by type of institution**

<i>Institution Type</i>	<i>Dollars Awarded</i>	<i># of Recipients</i>
<b>Public</b>		
< 2 year in-state	<input type="text"/>	<input type="text"/>
2 year in-state	<input type="text"/>	<input type="text"/>
4 year in-state	<input type="text"/>	<input type="text"/>
Out-of-state	<input type="text"/>	<input type="text"/>
<b>Private not-for-profit</b>		
< 2 year in-state	<input type="text"/>	<input type="text"/>
2 year in-state	<input type="text"/>	<input type="text"/>
4 year in-state	<input type="text"/>	<input type="text"/>
Out-of-state	<input type="text"/>	<input type="text"/>
<b>Proprietary</b>		
< 2 year in-state	<input type="text"/>	<input type="text"/>
2 year in-state	<input type="text"/>	<input type="text"/>
4 year in-state	<input type="text"/>	<input type="text"/>
Out-of-state	<input type="text"/>	<input type="text"/>
<b>Grand Total</b>	<input type="text"/>	<input type="text"/>

**22. Distribution of the number of recipients and dollars awarded by student enrollment**

	<b>Undergraduate</b>		<b>Graduate</b>	
	Dollars Awarded	# of Recipients	Dollars Awarded	# of Recipients
Full-time	<input type="text"/>	<input type="text"/>	<input type="text"/>	<input type="text"/>
At least half-time	<input type="text"/>	<input type="text"/>	<input type="text"/>	<input type="text"/>
Less than half-time	<input type="text"/>	<input type="text"/>	<input type="text"/>	<input type="text"/>
<b>Totals</b>	<input type="text"/>	<input type="text"/>	<input type="text"/>	<input type="text"/>
Full-time, Full year	<input type="text"/>	<input type="text"/>	<input type="text"/>	<input type="text"/>



**23. Income distribution of recipients - Part 1**

Income distribution should be based on adjusted gross income plus nontaxable income.

**Dependent Recipients**

	Dollars Awarded	Number of Recipients
\$0 - 19,999	\$ <input type="text"/>	<input type="text"/>
\$20,000 - 39,999	\$ <input type="text"/>	<input type="text"/>
\$40,000 - 49,999	\$ <input type="text"/>	<input type="text"/>
\$50,000 - 59,999	\$ <input type="text"/>	<input type="text"/>
\$60,000 - 79,999	\$ <input type="text"/>	<input type="text"/>
\$80,000 - 99,999	\$ <input type="text"/>	<input type="text"/>
Over \$100,000	\$ <input type="text"/>	<input type="text"/>
<b>Totals</b>	\$ <input type="text"/>	<input type="text"/>
Median Income of Dependent Recipients	\$ <input type="text"/>	

**24. Income distribution of recipients - Part 2**

Note: Income categories are not the same as for dependent recipients

**Independent Recipients**


	Dollars Awarded	Number of Recipients
\$0 - 2,999	\$ <input type="text"/>	<input type="text"/>
\$3,000 - 5,999	\$ <input type="text"/>	<input type="text"/>
\$6,000 - 9,999	\$ <input type="text"/>	<input type="text"/>
\$10,000 - 14,999	\$ <input type="text"/>	<input type="text"/>
\$15,000 - 19,999	\$ <input type="text"/>	<input type="text"/>
\$20,000 - 29,999	\$ <input type="text"/>	<input type="text"/>
\$30,000 - 39,999	\$ <input type="text"/>	<input type="text"/>
\$40,000 - 49,999	\$ <input type="text"/>	<input type="text"/>
Over \$50,000	\$ <input type="text"/>	<input type="text"/>
<b>Totals</b>	\$ <input type="text"/>	<input type="text"/>
Median Income of Independent Recipients	\$ <input type="text"/>	

**25. Comments on the program**

# Part 3

**26. Name of the primary state-funded, need-based program ?**

*If the program does not appear in this list you must add it in part 2 of the survey.*




Programs will be shown in drop down box. Multiple programs may be selected by shift-clicking or control-clicking with the mouse.

**27. Which need analysis system does your agency use to determine need in your primary need based program?**

- Federal Methodology (FM)
- FM with some modifications \*
- Special state system \*
- Institutional option \*
- Other \*

\* Please describe any special state method for determining need focusing on data elements that may supplement those collected through the FAFSA. Question 38 will ask for a narrative description of how eligibility is determined.



**28. What resources are counted when determining expected family contribution?**

- Family resources (parent and student contribution)
- Parent resources only
- Student resources only
- Other

**28. What resources are counted when determining expected family contribution?**

- Family resources (parent and student contribution)
- Parent resources only
- Student resources only

Other

**29. In determining student eligibility for your primary need-based grant program do you:**

Exclude the asset value of state college savings plans? (check if yes)

Exclude the asset value of state prepaid tuition plans? (check if yes)

**30. Do you provide any special treatment for federal tuition tax credits?**

**31. In your primary need based program, can aid be used to defray:**

- Cost of attendance
- Only approved tuition and fees

**32. In determining award for your primary need based program do you:**

- Recognize the student's current cost of attendance?
- Impose limits on the amount of costs that are recognized by the program?

**33. What do you use as the starting budget in your primary need based program?**

Current year's actual cost of attendance

- using no budget caps
- with budget caps
- N/A

Previous year's actual cost of attendance

- using no budget caps
- with budget caps
- N/A

Current year's tuition and fees

- using no budget caps
- with budget caps
- N/A

Previous year's tuition and fees

- using no budget caps
- with budget caps
- N/A

Other

**General Definition of Enrollment**

**34. How do you define full-time enrollment for undergraduates?**

- 15 semester credit hours or its equivalent
- 12 semester credit hours or its equivalent
- Other

**35. Do you have a different definition of full-time enrollment for graduate students?**

If yes, what is the definition:

**36. What were the considerations in setting the maximum award?**

37. Special annual topic:

State Legislative Initiatives

Are there any new (or newer) legislative (or executive) initiatives or any new legislation (or executive direction) in your state that will either create/replace/eliminate student financial aid programs or make significant changes to the way your agency conducts business and administers aid?

**38. To help people understand how your primary program works, please provide a narrative description of how eligibility and awards were calculated and determined in your primary program for 2014-15**

Examples:

"Maximum eligibility is calculated based on tuition and fees plus a student budget minus computer costs and 50 percent of Pell. Awards are limited to....etc."

"Students must receive an instate high school diploma, have an ACT score of 18, a GPA of 2.5 and enroll as a first-time freshman. Awards are for tuition and certain fees...etc."




**39. Please provide a narrative overview of how higher education governance and financial aid provision is structured in your state and how your agency fits into this picture.**

Examples:

"The Big State Education Agency reports to the Big State Board and centrally administers all state funded student financial aid...etc."

"Schools in Big State report to one of 4 boards. The Office of Student Financial Assistance sets tuition and enrollment targets ...etc."



**40. In addition to any comments you made in the individual programs, is there any information you would like to share that might be helpful in interpreting the data you have reported on this survey?**

